

How to Make Pancakes

a process essay



[click the picture to see the video essay on YouTube](#)

This video explains the ways in which pancakes are made. Overall, there are 6 stages in the process, beginning with the gathering and preparation of ingredients.


To begin, eggs are taken from the refrigerator and put aside for cracking.

- 5 Cooking flour should also be collected, as well as a whisk for mixing. Following this, the flour is to be sieved into a large mixing bowl, which is used to distribute the flour evenly. A small metal sieve can assist in this process. At the same time, a frying pan should be pre-heated on the stove.

Following this, all the eggs should be cracked one at a time into the large mixing
10 bowl containing the flour. Next, using a whisk, the eggs and flour are stirred together until they become blended into a thick batter. Milk can be added during this stage to make the batter extra fluffy, which enhances the taste.

In the subsequent stage, 3-4 slices of butter should be added to the hot frying
15 pan until it starts to sizzle. After that, the newly-mixed batter can be ladled with its edges rounded off. The batter should be left alone for approximately 90 seconds, or until golden brown on the bottom, before being flipped over. Then, cook the other side of the batter until it, too, becomes golden brown.

Finally, the pancakes can be served onto a plate to cool before being eaten and enjoyed.



If you like this resource, consider picking up my lesson on Passive Voice. Download it now on TeachersPayTeachers.



MORE
RESOURCES



LEARN MORE

about ESL Lifeline
ESL Lifeline helps teachers teach and students learn the English language through exciting, innovative content that personalizes learning and challenges the intellect.

Browse some of my most popular resources



Find out more

**CLICK ANY
BUTTON
BELOW**

EXCITING TOPICS FOR
Reading Comprehension

FREE Resources

Quick NO PREP Lessons

Resources for Mastering
LISTENING SKILLS

Check out my
BLOG

LANGUAGE LEARNING
VIDEO SERIES

Keep in Touch

